

CITY OF COLUMBUS

229 E SCHOOL STREET * COLUMBUS, WISCONSIN 53925
920.623.5908 * FAX 920.623.5924 www.cityofcolumbuswi.com

APPLICATION FOR PERMIT: STREET OPENING AND / OR EXCAVATING IN THE RIGHT OF WAY

Applications will not be processed unless all required information for the specific application type is submitted and applicable fees are paid. **No partial applications will be accepted and final acceptance will be determined by City Staff.**

APPLICATION FEE PAYABLE WITH APPLICATION: \$200.00

Applicant information:

Name: _____

Address: _____

City: _____ State: _____ ZIP: _____

Phone: (H) _____ (C) _____

Fax: _____ Email: _____

Work information:

Street Address: _____

Subdivision: _____

Lot #: _____ Multiple Locations: Yes _____ No _____

Purpose of Work: _____

Approximate dimension of Excavation in Street: _____

Approximate dimension of Excavation within Terrace: _____

Will any of the work area be in traffic? Yes _____ No _____

If Yes, is copy of traffic control plan provided? _____

Contractor involved with project:

Name: _____

Address: _____

City: _____ State: _____ ZIP _____

Phone: _____ (C) _____

Fax: _____ Email: _____



CITY OF COLUMBUS

229 E SCHOOL STREET * COLUMBUS, WISCONSIN 53925
920.623.5908 * FAX 920.623.5924 www.cityofcolumbuswi.com

Work Plan / Site Plan:

Attach site plan or map of property or area to show location of proposed work. Plan must clearly show location of existing and proposed conditions, type of materials, street surface and in be in compliance with City of Columbus specifications (attached).

Approximate Start Date of Work: _____

Approximate Duration of Work: _____

Conditions of permit issuance.

All permits issued for any opening or excavation in any public street, public right of way, public alley, public sidewalk or any public ground shall be issued subject to conditions and requirements of the City of Columbus City Code Chapter 86 Article V. Excavations, Sections 86-156 through 86-159. Any permittee who begins to perform any work authorized by this permit shall be deemed to have accepted all of these conditions. Copies of these Sections are available and are hereby incorporated into the provisions of the issuance of this permit.

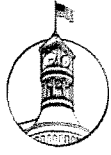
Before any permit may be issued the permittee shall execute to the City and deposit a corporate surety approved by the City in the sum of \$5,000.

Standards.

The below standards and specifications are the minimum requirements replacement of pavement or work within the terrace area within the right of way of the City of Columbus.

1. **Saw cut** – sawcut pavement edge to full depth to have a clean match for pavement joint.
2. **Subgrade** – compact and grade prior to aggregate based or topsoil to prevent settlement
3. **Aggregate Base** – $\frac{3}{4}$ crushed aggregate based course to be used as finish stone under pavement.
4. **Sidewalk Replacement** – Follow City Standards for sidewalk replacement under sidewalk permit (separate permit needed)
5. **Driveway Apron Replacement** – follow City Standards for Driveway apron replacement under Driveway Apron Detail (separate permit needed)
6. **Topsoil** - Restore area in terraces with minimum 6 inches of topsoil. Topsoil should be screened and free from rocks and other material.
7. **Seed** - Permanent turf grass seed; Deluxe 50 seed mix by Reinders, Inc. or approved equal.

All other specifications shall be in compliance with State of Wisconsin WisDOT standard specifications for highway and structure construction, latest addition. Notify the department of public works prior to pouring concrete and after completion for inspection. Any areas of non compliance must be corrected immediately as directed by the City of Columbus.



CITY OF COLUMBUS

229 E SCHOOL STREET * COLUMBUS, WISCONSIN 53925
920.623.5908 * FAX 920.623.5924 www.cityofcolumbuswi.com

Expiration.

The permit shall expire 6 months from the date of approval.

Questions.

Contact Public Works, 229 East School Street, 920-623-5908.

Certification:

I certify that I will indemnify and hold harmless the City of Columbus and its officers from all liability for accidents and damage caused by any of the work covered by this permit, and that I will full up and place in good and safe condition all excavations and openings made in the street and or public right of way, and will replace and restore the pavement or terrace over any opening I make to the state and condition as shown in the attached standards and detail.

I further understand that I must grant the right of entry to the work as described above, to the designated personnel or agent of the City of Columbus for the purpose of inspecting, monitoring and maintaining the compliance with aforesaid City rules and regulations.

_____ **Date**

_____ **Signature of Applicant**

_____ **Date**

_____ **Signature of Owner (if different from Applicant)**

Permit Approval Section

For City Use - (Do not Mark in this section):

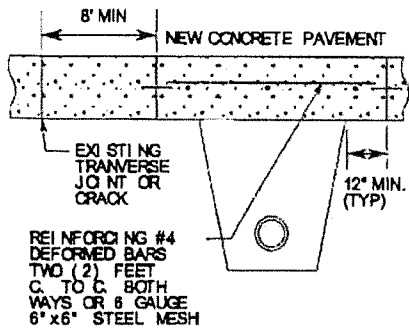
Permit approved by: _____

Conditions of Permit: _____

Date Fees Paid _____ Date Submitted for consideration _____

Action taken () Approved () Conditions (attached) () Denied

Date of Action _____



TYPE I CONCRETE PAVEMENT

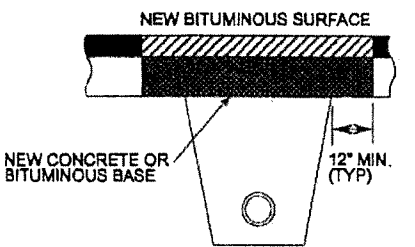
TYPE I UTILITY TRENCH PATCH

THE PAVEMENT SHALL BE REMOVED IN TWO STAGES. THE INITIAL PAVEMENT REMOVAL SHALL BE LIMITED TO THE AREA OF THE PROPOSED TRENCH. FULL-DEPTH SAWCUTTING WILL NOT BE REQUIRED FOR THIS PHASE OF THE PAVEMENT REMOVAL. AFTER THE TRENCH HAS BEEN BACKFILLED AND COMPACTED, AND AFTER THE BASE HAS BEEN RESTORED IN THE AREA OF THE TRENCH, AND AFTER SAWCUTTING THE NEW JOINTS THE FULL DEPTH OF THE EXISTING PAVEMENT (INCIDENTAL) THE REMAINING PAVEMENT TO BE REMOVED SHALL BE REMOVED WITHOUT DISTURBING THE EXISTING BASE.

THE SIZE OF THE PATCH SHALL BE DETERMINED BY THE TOP WIDTH OF THE TRENCH, THE LOCATION AND SKEW OF THE EXISTING TRANSVERSE JOINTS, THE CONDITION OF THE EXISTING PAVEMENT, AND THE CONDITION OF THE BASE. NEW TRANSVERSE JOINTS SHALL BE PARALLEL TO THE EXISTING TRANSVERSE JOINTS, AND SHALL BE A MINIMUM OF ONE (1) FOOT FROM THE TRENCH. THE DISTANCE BETWEEN NEW AND EXISTING TRANSVERSE JOINTS SHALL BE A MINIMUM OF EIGHT (8) FEET, MEASURED PERPENDICULAR TO THE JOINTS. THE PATCH SHALL BE A MINIMUM OF EIGHT (8) FEET IN LENGTH, AND SHALL HAVE THE SAME WIDTH AS THE PAVEMENT LANE.

THE PATCH SHALL BE NINE (9) INCHES IN THICKNESS OF HIGH EARLY STRENGTH CONCRETE, DOWELED AND TIED WITH EPOXY COATED BARS, AND REINFORCED, ALL IN ACCORDANCE WITH THE TYPICAL SECTION.

THE TRANSVERSE EDGES OF THE FINISHED PATCH SHALL BE FLUSH WITH THE EDGES OF THE EXISTING CONCRETE PAVEMENT. THE LONGITUDINAL SURFACE SHALL FORM A STRAIGHT LINE FROM EDGE TO EDGE WITHIN A TOLERANCE OF 1/8 INCH.



TYPE II CONCRETE WITH BITUMINOUS OVERLAY

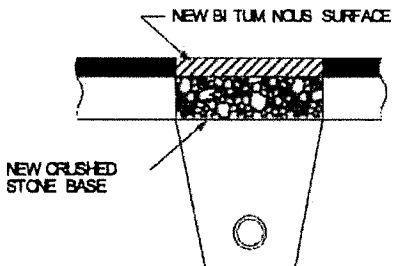
TYPE II UTILITY TRENCH PATCH

THE PATCH SHALL BE 7" HIGH EARLY STRENGTH CONCRETE BASE WITH THE SAME REINFORCEMENT AS THE EXISTING CONCRETE BASE, OVERLAID WITH BITUMINOUS SURFACE COURSE, WHERE SPECIFIED, OR DIRECTED BY THE ENGINEER. THE BASE SHALL BE CONSTRUCTED OF BITUMINOUS BASE COURSE MATERIAL, SHALL BE THE SAME THICKNESS AS THE EXISTING BASE, AND SHALL BE LAID IN TWO OR MORE COMPACTED LIFTS OF NOT MORE THAN 3" IN THICKNESS EACH.

THE PAVEMENT ALONG THE PATCH SHALL BE SAWCUT, FULL DEPTH, AND INCIDENTAL TO THE TRENCH PATCH. THE EDGES OF THE PATCH SHALL BE VERTICAL, FREE OF LOOSE STONES OR CONCRETE PIECES, AND SHALL BE THOROUGHLY WETTED JUST PRIOR TO POURING THE NEW CONCRETE BASE. THE TOP OF THE NEW CONCRETE OR BITUMINOUS BASE SHALL BE FLUSH WITH THE TOP OF THE EXISTING CONCRETE BASE.

PRIOR TO PLACING THE BITUMINOUS SURFACE COURSE, THE EDGES OF THE PATCH AND THE SURFACE OF THE NEW CONCRETE BASE SHALL BE THOROUGHLY TACKED WITH LIQUID ASPHALT.

THE BITUMINOUS SURFACE COURSE SHALL BE OF THE SAME THICKNESS AS THE EXISTING BITUMINOUS OVERLAY AND SHALL BE LAID IN ONE OR MORE COURSES AS DIRECTED BY THE ENGINEER. THE BITUMINOUS SURFACE COURSE SHALL BE MACHINE LAID WHERE DIRECTED BY THE ENGINEER. WHERE THE BITUMINOUS SURFACE COURSE IS MACHINE LAID, AND IS NOT MORE THAN 3" IN THICKNESS, THE BITUMINOUS SURFACE MAY BE LAID IN ONE LIFT.



TYPE III BITUMINOUS STREET

TYPE III UTILITY TRENCH PATCH

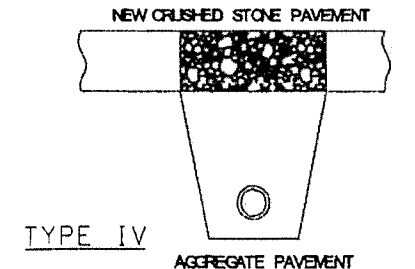
THE PATCH SHALL BE 8" MINIMUM CRUSHED STONE BASE COURSE, OVERLAID WITH BITUMINOUS SURFACE COURSE EQUAL IN THICKNESS TO THE EXISTING BITUMINOUS PAVEMENT, 3" MINIMUM THICKNESS. IF ASPHALT THICKNESS IS GREATER THAN 3" MATCH EXISTING THICKNESS.

THE PAVEMENT ALONG THE PATCH SHALL BE SAWCUT, FULL DEPTH, AND INCIDENTAL TO THE TRENCH PATCH. THE EDGES OF THE EXISTING BITUMINOUS PAVEMENT SHALL BE FREE OF LOOSE STONES OR PAVEMENT MATERIAL.

THE CRUSHED STONE BASE COURSE SHALL BE INSTALLED IN TWO LIFTS. THE LOWER LIFT SHALL BE THOROUGHLY MECHANICALLY COMPACTED PRIOR TO PLACING THE UPPER LIFT.

THE BITUMINOUS SURFACE COURSE SHALL BE LAID IN TWO LIFTS. THE BITUMINOUS SURFACE COURSE SHALL BE MACHINE LAID WHERE DIRECTED BY THE ENGINEER. WHERE THE BITUMINOUS SURFACE COURSE IS MACHINE LAID AND IS NOT MORE THAN 3" IN THICKNESS, THE BITUMINOUS SURFACE COURSE MAY BE IN ONE LIFT.

PRIOR TO PLACING THE BITUMINOUS SURFACE COURSE, THE EDGES OF THE PATCH AND THE SURFACE OF THE CRUSHED STONE BASE SHALL BE TACKED AND PRIMED WITH LIQUID ASPHALT.



TYPE IV AGGREGATE PAVEMENT

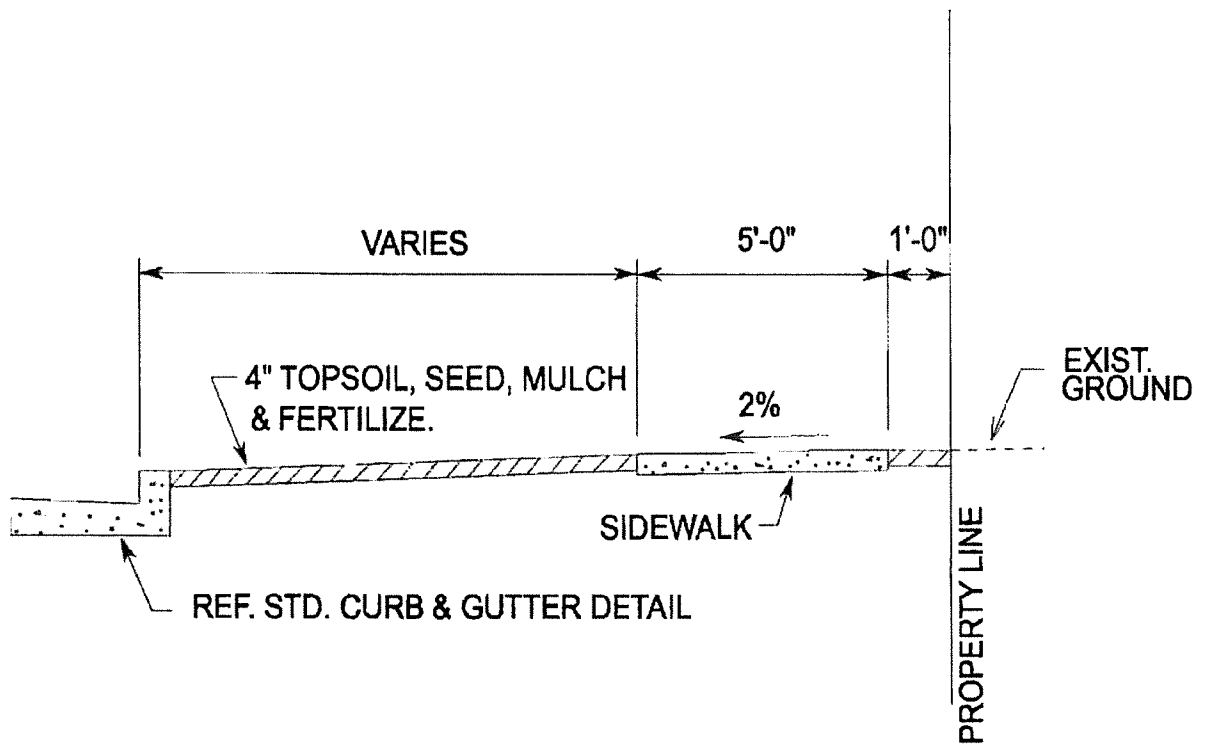
TYPE IV UTILITY TRENCH PATCH

THE PATCH SHALL BE 8" MINIMUM CRUSHED STONE BASE COURSE FULL DEPTH SAWCUTTING OF ADJACENT PAVEMENT (IF ANY) SHALL BE CONSIDERED INCIDENTAL TO THE TRENCH PATCH.

THE CRUSHED STONE BASE COURSE SHALL BE INSTALLED IN THREE LIFTS. EACH LIFT SHALL BE THOROUGHLY MECHANICALLY COMPACTED PRIOR TO PLACING SUCCEEDING LIFTS.

**CITY OF COLUMBUS
STANDARD DETAILS**

**FIGURE 1
PAVEMENT TRENCH
RESTORATION**



NOTES:

-ELIMINATE UNEVEN OR LOW SPOTS, REMOVE DEBRIS, ROOTS, CLAY, STONES IN EXCESS OF 1/2". PROVIDE SCREENED TOPSOIL.

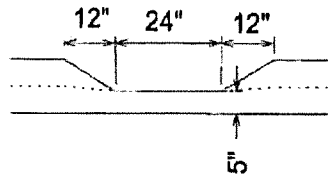
-PROVIDE TURF SEEDING AT A RATE OF 4.5 LBS PER 1000 SF., DOUBLE RATE FOR DORMANT SEEDING.

-TURF SEED SHALL BE DELUZE 50 SEED MIX BY REINDERS, INC. OR APPROVED EQUAL.

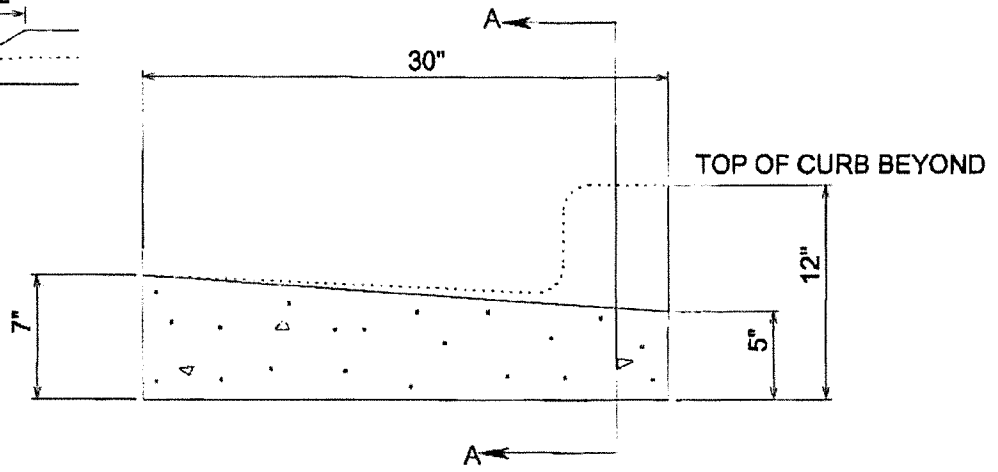
**CITY OF COLUMBUS
STANDARD DETAILS**

**FIGURE 1
STREET TERRACE
SECTION**

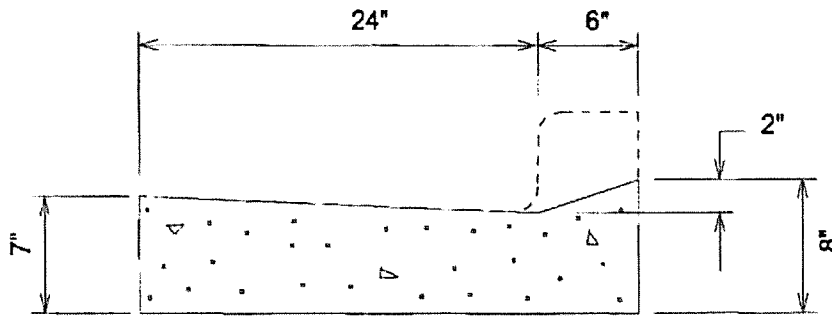
REVISED 05/11/11



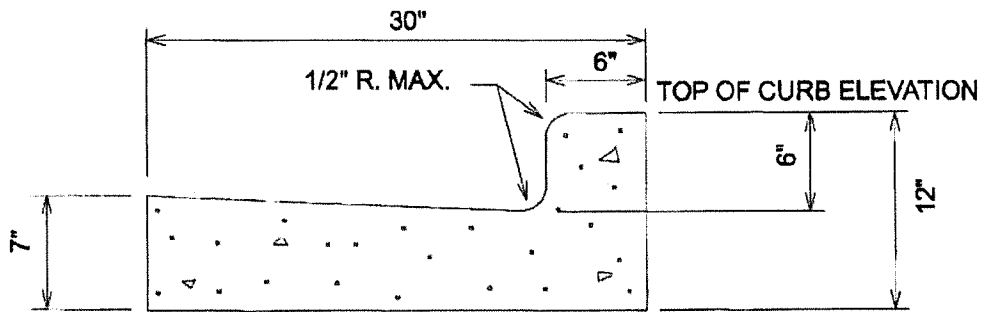
SECTION A-A



CURB DEPRESSION DETAIL



GUTTER DETAIL



STANDARD CURB & GUTTER DETAIL

CITY OF COLUMBUS
STANDARD DETAILS

FIGURE 1
30 INCH
CURB AND GUTTER

REVISED 05/11/11